

UProbe-C5T Wireless Probe Type Ultrasound Scanner

Welcome to inspect our probe with your phone/ipad



Specifications:

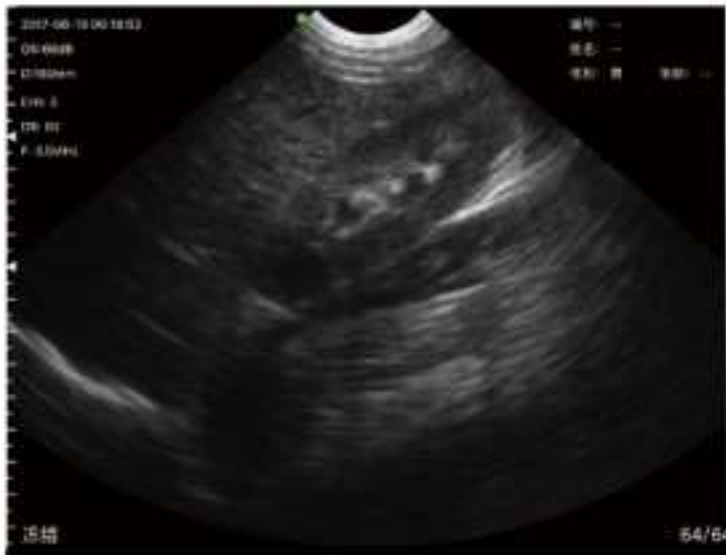
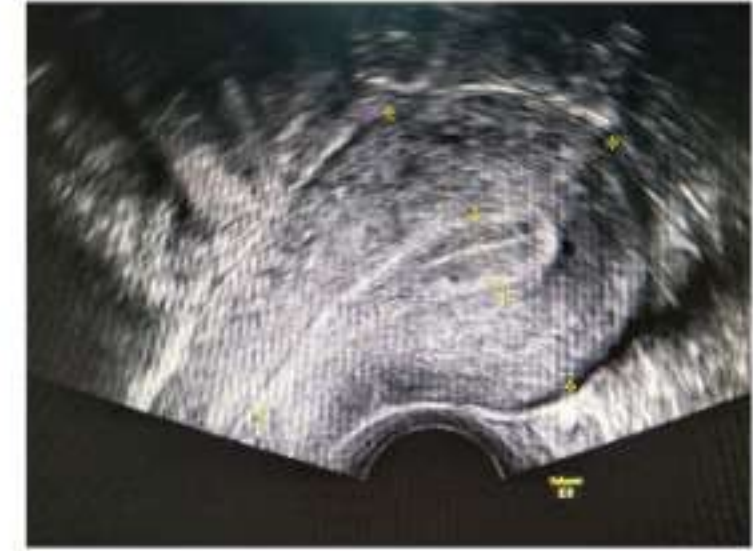
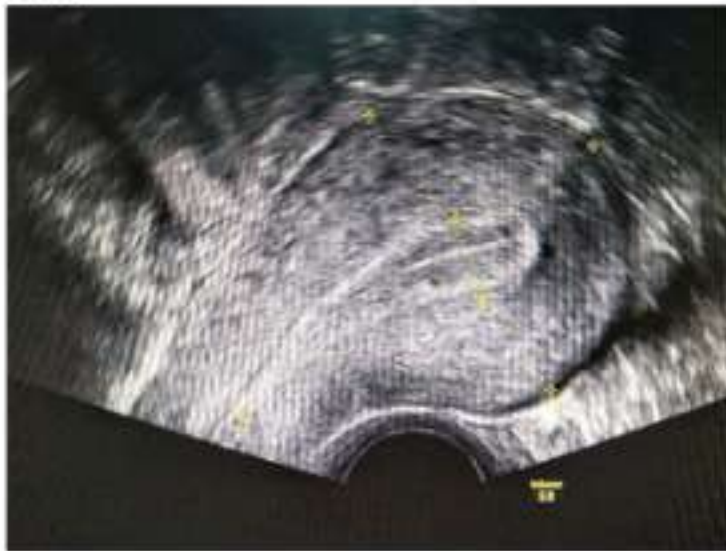
- Scanning mode: Electronic array
- Image mode: B, B/M, color, PW, PDI
- Frequency: 6.5/8MHz
- Scan Depth: 40~100mm
- Image Adjust: Gain, DYN, Focus, Depth, Harmonic, Denoise
- Cineplay: auto and manual, frames can set as 100/200/500/1000
- Measure: Length, Area, Angle, Obstetrics

- Image frame rate: 18 frames/second
- Image save format: jpg, avi and DICOM
- Battery working time: 6-8 hours
- Charge: by USB
- Length: 800mm
- Weight: 600g
- Wifi type: 802.11g/20MHz/5G/450Mbps
- Working system: Android/iOS



ایده گستر قدرت
جوهر کنین

C5T



Sonostar Technologies Co., Limited



Address: C Building, #27 Yayingshi Road, Science Town, Guangzhou, China www.sonostar.net
Tel:+86-20-32382095 Fax:+86-20-62614030 Skype:sonostar-ut Mail:sales@sonostar.net